

How to embed a video within a course on eCentennial




Embedded links allow students to access FoD videos in eCentennial without having to login again



<p>1. Do not use IE11. Use Chrome or Firefox & the eCentennial system check to be on the safe side.</p>	
<p>2. From Centennial Libraries website, locate the video on the Films on Demand website and click Share, then the EMBED option.</p> <p>Highlight and copy ALL the code</p>	
<p>3. Create a file within your course on eCentennial</p>	
<p>4. Use the INSERT STUFF button</p>	
<p>5. Choose ENTER EMBED CODE and paste the code that you copied in step 1</p> <p>Click NEXT button then click the INSERT button on the following screen</p>	
<p>6. Although the screen may appear blank, the video has been embedded. Use the PREVIEW button to confirm then click PUBLISH</p>	
<p>7. Students will be able to play/pause the video, display captions, and adjust the volume.</p> <p>You can also add additional text or links to the page to further guide the students.</p>	

How to create *Playlist links in Word & PowerPoint*

Use these links in Word & PowerPoint documents.

<p>1. Create Account (link on top right corner of FoD home page).</p>	<p>Help Sign In or Create Account</p> <p>Centennial College Sign in or Create Account</p>
<p>2. Search for videos, then click on video or segment title you want to display the full record. Click on "Add to", then "Add to Playlist"</p>	<p>Now Playing Related Share Add to Citation Custom Segment</p> <hr/> <p>Add to Favorites Add to Playlist</p>
<p>3. Select video you want, & "Add to Playlist" (if you already have created one*) or "Create New Playlist".</p> <p>*Create your own Playlists by clicking on your account icon  on top screen & follow the prompts.</p>	<p>Add Selected Items to Playlist</p> <p>-----Add Full Title-----</p> <p>-----Add All Segments-----</p> <ul style="list-style-type: none"> Introduction to Automatic Transmission Technology (00:45) Transmission Case Construction (02:33) Transmission Hydraulics (05:35) Transmission Electronics (01:50) Torque Converter (03:47) Holding Devices (04:43) <p>Add to an Existing Playlist</p> <p>Transmissions <input type="text"/> <input type="button" value="Add to Playlist"/></p> <p>Or Create a new playlist:</p> <p><input type="text"/> <input type="button" value="Create New Playlist"/></p>
<p>3. Go to , then "My Films" to retrieve your playlists.</p>	<p>Home Featured Producers ▾ Playlists Favorites</p>
<p>4. Copy the hyperlinked Playlist URL in your Word or PowerPoint document.</p>	<p>Playlist URL: http://digital.films.com/play/KZWE5F</p>
<p>5. In <i>Word documents</i>: to view: CTRL + left click</p>	<p>Learn about electronics safety by viewing this FoD video clip: http://digital.films.com/PortalPlaylists.aspx?aid=27432&xtid=42035&loid=105402</p> <p>To view: CTRL + left click</p>
<p>6. In <i>PowerPoint documents</i>: to view in SLIDE SHOW mode – click on URL).</p>	 <p>View in SLIDE SHOW mode</p>

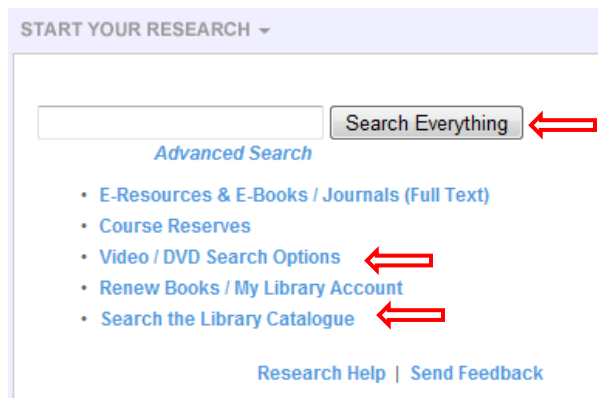
Centennial Libraries subscribes to the FoD *Technical Education Collection* that comprises approximately 900 videos and 8,500 segments.

Subject Content – Technical Education Collection

Automotive Technology (systems & repair, auto body, industry, shop safety, careers)
Building & Technical Trades (construction management, electrical wiring, welding, safety, estimates, measurements, etc.)
Engineering Technology (electricity & electronics, applied math, aerodynamics & aeronautics, materials, etc.)
Technical Communication (graphics & design, photography, video & digital media, personal communication)

Access Options

<http://library.centennialcollege.ca/>



- Use the **Search Everything** discovery tool or the **Library Catalogue**, using “Films on Demand”, or individual video title or segment. (Then limit your results list to videorecordings /audiovisual materials if helpful).
- You can also click on **Video / DVD Search Options** link to get information and access to FoD and ALL videos offered by Centennial Libraries.



License Agreement

Only Centennial College faculty, students and staff are authorized to access and use these videos. Content modifications (“derivative works”) are not permitted. For license agreement, see **Terms** posted in Films on Demand website (at bottom of screen).

Problems? Questions?

- Helpdesk x5280 helpdesk@centennialcollege.ca for laptop settings, upgrades, etc.
- Films on Demand website FAQs page
- Your Library Account for off-campus access. If your account is not active, contact the Library staff to remedy. Info about your Library Account: <http://library.centennialcollege.ca/library/cards>
- Library staff - Libraries & Staff Directory <http://library.centennialcollege.ca/aboutus/staffdirectory>